



District Report Card: 2017


State: Punjab	District: Jalandhar
Class: 8	Subject: Language
Schools: 51	Students: 1100


Participation/Coverage


Students

<div>GENDER</div> <div></div>	Boys		Girls	
	Number	%	Number	%
	487	44.27	613	55.73

<div>AREA</div> <div></div>	Rural		Urban	
	Number	%	Number	%
	621	56.45	479	43.55

<div>CATEGORY</div> <div></div>	SC		ST		OBC		GEN	
	Number	%	Number	%	Number	%	Number	%
	769	69.91	3	0.27	138	12.55	190	17.27

<div>CWSN</div> <div></div>	LD	VI	HI	S&LD	ID	Oth
	2	14	0	3	0	26

<div>Management</div> <div></div>	Government		Government-aided	
	Number	%	Number	%
	957	87.00	143	13.00

Average Performance of Students in Language (%)

Overall	Gender		Area		Management		Social Group			
	Male	Female	Rural	Urban	Govt.	Aided	SC	ST	OBC	GEN
56.11	56.33	55.93	55.53	56.85	54.75	65.22	55.10	73.33	58.45	58.21

Performance on Learning Outcomes (LOs)

Learning Outcomes	Description	Average Performance(%)
L813	Read textual/non-textual materials with comprehension and identifies the details, characters, main idea and sequence of ideas and events while reading	56.11

Range of Performance of Students who Answered Correctly							
Below 30%		30% - 50%		50% - 75%		Above 75%	
Number	%	Number	%	Number	%	Number	%
149	13.55	253	23.00	490	44.55	208	18.91

Lowest Performing Learning Outcomes (LOs)

1 - Read textual/non-textual materials with comprehension and identifies the details, characters, main idea and sequence of ideas and events while reading (56.11)